

# WHO Standards-based questionnaire to measure health workers' perspective on the quality of care around the time of childbirth in the WHO European region: development and mixed-methods validation in six countries

---

Valente, Emanuelle Pessa; Covi, Benedetta; Mariani, Ilaria; Morano, Sandra; Otelea, Marina; Nanu, Ioana; Nanu, Micaela Iuliana; Elden, Helen; Linden, Karolina; Zaigham, Mehreen; ...

Source / Izvornik: **BMJ Open, 2022, 12**

Journal article, Published version

Rad u časopisu, Objavljena verzija rada (izdavačev PDF)

<https://doi.org/10.1136/bmjopen-2021-056753>

Permanent link / Trajna poveznica: <https://um.nsk.hr/um:nbn:hr:184:480178>

Rights / Prava: [In copyright](#)/[Zaštićeno autorskim pravom](#).








Download date / Datum preuzimanja: **2025-03-23**

Repository / Repozitorij:

[Repository of the University of Rijeka, Faculty of Health Studies - FHSRI Repository](#)



# BMJ Open WHO Standards-based questionnaire to measure health workers' perspective on the quality of care around the time of childbirth in the WHO European region: development and mixed-methods validation in six countries

Emanuelle Pessa Valente <sup>1</sup>, Benedetta Covi,<sup>1</sup> Ilaria Mariani <sup>1</sup>, Sandra Morano,<sup>2</sup> Marina Otelea <sup>3,4</sup>, Ioana Nanu,<sup>5</sup> Micaela Iuliana Nanu,<sup>5</sup> Helen Elden <sup>6,7</sup>, Karolina Linden <sup>6</sup>, Mehreen Zaigham,<sup>8</sup> Eline Skirnisdottir Vik,<sup>9</sup> Sigrun Kongslien,<sup>10</sup> Ingvild Nedberg,<sup>10</sup> Raquel Costa,<sup>11,12,13</sup> Carina Rodrigues <sup>11,12</sup>, Heloisa Dias,<sup>14</sup> Daniela Drandić,<sup>15</sup> Magdalena Kurbanović,<sup>16</sup> Emma Sacks,<sup>17</sup> Moise Muzigaba,<sup>18</sup> Ornella Lincetto,<sup>18</sup> Marzia Lazzerini <sup>1</sup>, IMAGINE EURO Study Group

**To cite:** Valente EP, Covi B, Mariani I, *et al.* WHO Standards-based questionnaire to measure health workers' perspective on the quality of care around the time of childbirth in the WHO European region: development and mixed-methods validation in six countries. *BMJ Open* 2022;**12**:e056753. doi:10.1136/bmjopen-2021-056753

► Prepublication history and additional supplemental material for this paper are available online. To view these files, please visit the journal online (<http://dx.doi.org/10.1136/bmjopen-2021-056753>).

Received 25 August 2021  
Accepted 11 March 2022



© Author(s) (or their employer(s)) 2022. Re-use permitted under CC BY-NC. No commercial re-use. See rights and permissions. Published by BMJ.

For numbered affiliations see end of article.

## Correspondence to

Dr Emanuelle Pessa Valente; emanuelle.pessavalente@burlo.trieste.it

## ABSTRACT

**Objectives** Develop and validate a WHO Standards-based online questionnaire to measure the quality of maternal and newborn care (QMNC) around the time of childbirth from the health workers' perspective.

**Design** Mixed-methods study.

**Setting** Six countries of the WHO European Region.

**Participants and methods** The questionnaire is based on lessons learnt in previous studies, and was developed in three sequential phases: (1) WHO Quality Measures were prioritised and content, construct and face validity were assessed through a Delphi involving a multidisciplinary board of experts from 11 countries of the WHO European Region; (2) translation/back translation of the English version was conducted following The Professional Society for Health Economics and Outcomes Research guidelines; (3) internal consistency, intrarater reliability and acceptability were assessed among 600 health workers in six countries.

**Results** The questionnaire included 40 items based on WHO Standards Quality Measures, equally divided into four domains: provision of care, experience of care, availability of human and physical resources, organisational changes due to COVID-19; and its organised in six sections. It was translated/back translated in 12 languages: Bosnian, Croatian, French, German, Italian, Norwegian, Portuguese, Romanian, Russian, Slovenian, Spanish and Swedish. The Cronbach's alpha values were  $\geq 0.70$  for each questionnaire section where questions were hypothesised to be interrelated, indicating good internal consistence. Cohen K or Gwet's AC1 values were  $\geq 0.60$ , suggesting good intrarater reliability, except for one question. Acceptability was good with only 1.70% of health workers requesting minimal changes in question wording.

## Strengths and limitations of this study

- ⇒ This is a multicountry study on the development and validation of a WHO Standards-based questionnaire for conducting online surveys on quality of maternal and newborn care, from the perspective of health workers in WHO European region.
- ⇒ The major strength of the questionnaire is the multi-phase approach used for its development: the questionnaire was based on lessons learnt and adapted from a pilot study; content, construct and face validity were assessed throughout a Delphi study among a multidisciplinary group of experts; the tool was then translated and back translated following the Professional Society for Health Economics and Outcomes Research guidance.
- ⇒ Internal consistency, intrarater reliability and acceptability were assessed among a large sample of health workers from six countries of WHO European Region.
- ⇒ One disadvantage is that the process of validation can be quite lengthy, and, as such especially in the context of a pandemic such as COVID-19.

**Conclusions** Findings suggest that the questionnaire has good content, construct, face validity, internal consistency, intrarater reliability and acceptability in six countries of the WHO European Region. Future studies may further explore the questionnaire's use in other countries, and how to translate evidence generated by this tool into policies to improve the QMNC.

**Trail registration number** NCT04847336

## INTRODUCTION

High-quality respectful care around the time of childbirth is a fundamental aspect of human rights and, according to recent global estimates, could prevent more than 100 000 maternal deaths and 1.3 million neonatal deaths annually.<sup>1–3</sup> Despite some maternal and newborn health indicators in high-income countries being better in comparison to low-income and middle-income countries, existing evidence shows that improvements are needed in the quality of care provided to women and newborns in every country.<sup>4–9</sup>

The COVID-19 pandemic has challenged health systems worldwide and increased pre-existing fragilities such as the shortage of skilled professionals and equipment, potentially exacerbating health inequities and increasing social and economic disparities, both among and within countries.<sup>10–13</sup> Rapid changes in the workplace and in the procedures of delivering care have constrained the quality of maternal and newborn care (QMNC) and has increased stress among health workers.<sup>14 15</sup> Global maternal and fetal outcomes have worsened during the COVID-19 pandemic, with an increase in maternal deaths, stillbirths, and maternal depression.<sup>16–18</sup> The pandemic has also amplified the need to improve data collection systems, to enhance the monitoring of key indicators, and to better manage the public health response to current and future emergencies.<sup>11 12 19–21</sup>

In 2016, the WHO developed a framework<sup>22</sup> and a list of Standards<sup>23</sup> for improving the QMNC. The WHO Standards<sup>23</sup> define a set of 318 Quality Measures, divided into three key domains—experience of care, provision of care and availability of resources—which can be used by hospital managers to assess the QMNC. Many of these WHO Quality Measures—such as those related to the availability of equipment, training opportunities and quality improvement initiatives—should be assessed by utilising health workers as one of the sources of data. Both service providers' and services users' perspectives are critical to assess QMNC and get important suggestions for health system improvement.<sup>24</sup> Health workers are the cornerstone of any health system, having a key role in contributing to health services preparedness and response to emergencies, but often they are poorly involved in designing the quality improvement mechanisms.<sup>24–27</sup> Exploring health workers' perspectives on key aspects of provision of care, experience of care, availability of resources and the reorganisation of the health services will provide critical information on the QMNC, but also has the potential, if properly implemented through a participatory quality improvement approach, to increase staff ownership on critical aspects of QMNC, to improve working conditions and to increase motivation of workforces.<sup>24–26</sup>

There are a lack of WHO Standards-based validated tools for collecting data on health workers perspectives of the QMNC.<sup>13 28–31</sup> A unified comprehensive approach to measure QMNC as defined by the WHO Standards, through validated tools, would allow for comparisons

of data across settings and over time, and allow for efficient monitoring.<sup>22–25</sup> In particular, in the context of the COVID-19 pandemic, innovative methods enabling rapid data collection from multiple countries is essential.

Since 2016, the WHO Collaborating Centre for Maternal and Child Health Burlo Garofolo, Trieste, Italy, has worked on developing and validating tools to collect data on priority WHO Quality Measures. Pilot studies were conducted in Italy between 2016 and 2019<sup>29–33</sup> and were scaled up in a multicountry project in the WHO European Region, called IMAgINE (Improving Maternal Newborn CarE).<sup>34</sup>

Through the IMAgINE study research network, two complementary questionnaires were conceived: one questionnaire to collect key WHO Quality Measures from the perspective of key service users (ie, mothers) and one from the perspective of health workers, each including 40 priority WHO Quality Measures. Results on the development, validation and use of the questionnaire from the perspective of service users has been reported elsewhere.<sup>30</sup> This paper describes the process of development and validation of the second tool, the questionnaire for health workers.

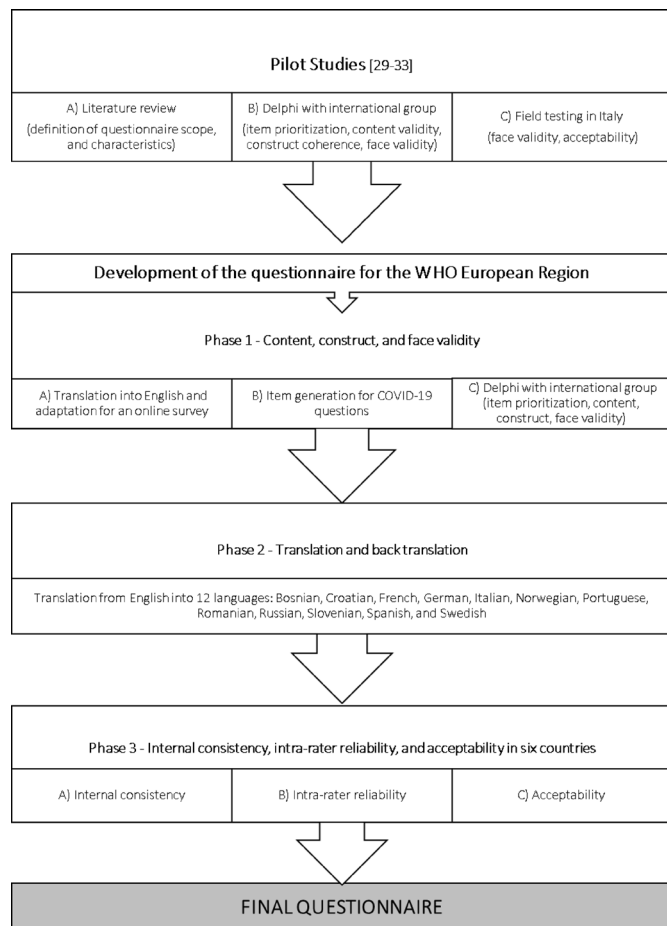
## METHODS

### Pilot studies

The IMAgINE health workers' questionnaire was developed based on pilot studies conducted between 2016 and 2019; these studies have been described elsewhere.<sup>29</sup> Briefly, development of the tools in the pilot studies included an extensive literature review (online supplemental table 1) and a Delphi study with a multidisciplinary group of international experts to assess content validity, construct coherence and face validity.<sup>29</sup> Thereafter, the questionnaire was field tested to further assess face validity and evaluate acceptability, and the tool was improved at each stage.<sup>29</sup> Finally, it was used in one tertiary facility in Italy, showing good acceptability. In all, 105/136 (77.2%) of the health workers answered the questionnaire, with good utility: data were reported to be used by 35 decision-makers for developing written recommendations for improving QMNC in their facilities.<sup>29</sup> This version of the questionnaire included 117 multiple choice questions, plus three questions on sociodemographic variables and one open-ended question.

### Development of the questionnaire for the WHO European Region

During July 2020–June 2021, the questionnaire was further optimised and adapted for the IMAgINE project among countries of the WHO European Region, and updated to collect data on QMNC during the COVID-19 pandemic. The process included three phases (figure 1), based on recommendations for development of health-related questionnaires<sup>35–40</sup> and previous pilot studies.<sup>29–33</sup> The characteristics of the questionnaire are synthesised in table 1. Considering logistic limitations of printed



**Figure 1** Phases of questionnaire development and multicountry validation.

questionnaires during the COVID-19 pandemic and the possibility of using diverse recruitment strategies (ie, institutional emails and websites) according to the professional profile of the study population<sup>41–43</sup> an online format was chosen. Online questionnaires can be fielded quicker, and less expensively, than traditional mail questionnaires.<sup>43</sup> It was predefined that the questionnaire had to collect a set of 40 prioritised WHO Quality Measures,<sup>23</sup> ten for each of the four domains of the tool: provision of care, experience of care, availability of human and physical resources, and organisational changes related to the COVID-19 pandemic response.

Since the process was carried forward over 12 months, and the research network of the IMAGiNE study was growing in the meanwhile, during subsequent phases an increasing number of partners from different countries was involved.

#### Phase 1: content, construct and face validity

First, the questionnaire developed for the pilot study in Italy<sup>29</sup> was translated and back translated into English, by native speakers, and was then adapted for an online survey.

Second, additional items related to the implementation of appropriate procedures and resources for the COVID-19 pandemic were developed in order to assess

**Table 1** Characteristics of the IMAGiNE questionnaire for health workers

Expected use	Collect useful data to improve the QMNC during childbirth at facility level in the WHO European Region
Phenomena of Interest	QMNC as for a set of 40 prioritised WHO Quality Measures <sup>23</sup>
Domains	Four domains: <ol style="list-style-type: none"> <li>1. Provision of care, as defined by WHO Standards<sup>23</sup></li> <li>2. Experience of care, as defined by WHO Standards<sup>23</sup></li> <li>3. Availability of Physical and Human Resources, as defined by WHO Standards<sup>23</sup></li> <li>4. Organisational changes related to the COVID-19 pandemic response</li> </ol>
Responders	Health workers are defined as professionals routinely working in maternal and neonatal care around the time of childbirth at facility level for at least 1 year
Context	WHO European Region
Administration format	<ol style="list-style-type: none"> <li>1. Self-administered, online, anonymous and voluntary</li> <li>2. Informed consent required</li> </ol>
Other characteristics	<ol style="list-style-type: none"> <li>1. Multi-item instrument including different dimensions of QMNC</li> <li>2. Collects information of the key WHO Quality Measures for which using health workers as source of data is appropriate and important</li> <li>3. Complementary to a tool collecting information on service users' perception of QMNC<sup>30</sup></li> <li>4. Content heavily informed by health workers (ie, end users of the questionnaire)</li> <li>5. Content sufficiently comprehensive, retaining acceptability by health workers</li> <li>6. Clear, specific, and concise questions, structured in logical sequence</li> <li>7. Comparable pathways for maternal and neonatal area</li> <li>8. Includes open-ended questions to collect suggestions from health workers and additional feedback</li> <li>9. Socio demographic country-adjustable questions under requests</li> <li>10. Good psychometric properties according to literature</li> <li>11. Allowance for scoring of QMNC with a single quantitative index</li> </ol>
QMNC, Quality of maternal and neonatal care.	

the health facilities' preparedness and response during the COVID-19 pandemic. During March to July 2020, relevant WHO guidelines, professional association statements, protocols released by European countries, and studies were searched and selected for review by three experts (EPV, BC and ML). Additionally, reference lists of selected studies were handsearched, grey literature related to respectful care and health services preparedness to COVID-19 pandemic was reviewed using Google, and experts in the field (from WHO and from other networks) were consulted.<sup>13 44–64</sup>

Third, 40 of the existing WHO Quality Measures were prioritised through a Delphi process, involving two rounds. The Delphi process<sup>35–40</sup> was carried out among a multidisciplinary group of 26 experts (psychologists, physicians, midwives, lactation consultants, and reproductive rights advocates) from 11 countries of the WHO European Region. Experts were asked to: (1) prioritise the 40 Quality Measures, ten for each of the four domains of the questionnaire; (2) assess comprehensiveness and clarity of the questions and suggest rewording; (3) suggest additional relevant questions and (4) provide any

other comments on content, construct, structure, face validity and expected acceptability of the questionnaire. An ad hoc template was used for this purpose and criteria to reach consensus were predefined.<sup>38</sup> Questions were developed in two different and parallel pathways: one for health workers providing care in the maternal area and one for health workers providing care in neonatal area. The questionnaire structure was developed based on the principle of increasing comprehension and acceptability from respondents: interrelated questions were numbered in a logical sequence,<sup>35</sup> and were organised in six sections (eg, sections A, B, C...).

In addition, a QMNC index, to be used as a complementary measure of QMNC, in line with other studies,<sup>30 31 65–67</sup> was developed through the Delphi process. Further testing of this index is ongoing.

### Phase 2: translation and back translation

Translation and back translations from English to other languages were performed by native speakers that are experts in healthcare and/or health research, and project partners, following the steps of Professional Society for Health Economics and Outcomes Research Task Force for Translation and Cultural Adaptation Principles of Good Practice, which include: (1) preparation; (2) forward translation; (3) reconciliation; (4) back translation; (5) back translation review; (6) harmonisation; (7) cognitive debriefing; (8) review of cognitive debriefing results; (9) proofreading and (10) final report.<sup>40</sup> An ad hoc template was used, allowing the translation and back translation of each question separately (online supplemental table 2).

### Phase 3: internal consistency, intrarater reliability and acceptability in six countries

This phase was performed using data from the following European regions and countries: South Europe (Italy and Portugal), Scandinavia (Norway and Sweden) and East Europe (Croatia and Romania). Data were recorded using REDCap V.8.5.21 —2021 Vanderbilt University, via a centralised platform.

Internal consistency was analysed using Cronbach's alpha correlation (alpha) for all sections where questions were meant to be interrelated (ie, sections C, D and E). For the three European regions, a required sample size of 104 respondents for analysis of work organisation, data management and communication (section C), 106 for Quality of care and practices performed (section D), and 104 for COVID-19 preparedness and response (section E) was calculated. In the null hypothesis an alpha of 0.55, in the alternative hypothesis an alpha of at least 0.70, 80% power was assumed, several items equal to 8, 12, and 16 for sections C, D and E, respectively, and a significance level of 2.5% with a one-tailed test. Internal consistency was considered good whenever Cronbach's alpha  $\geq 0.70$ .<sup>68</sup>

Intrarater reliability was analysed on all questions on Quality Measures, using the Cohen's kappa (K) statistic<sup>69</sup> by inviting volunteer health workers to answer the questionnaire twice (test–retest responses with a maximum

time gap of 7 days between the two responses). The estimated minimum sample size was 89 health workers, assuming in the null hypothesis a K value of 0.35, in the alternative hypothesis a K of at least 0.60, 80% power, a significance level of 2.5% with a one-tailed test and an anticipated proportion of the three possible answers of 0.10, 0.30 and 0.60. As additional parameter of intrarater reliability, the Gwet AC1 was calculated to consider the possibility of Cohen's Kappa paradox (ie, low kappa values in presence of a high degree of agreement due to substantial imbalance in the table's marginal totals).<sup>70 71</sup> For values of K or Gwet AC1  $> 0.60$ , the intra-rater reliability was considered good.<sup>72</sup> Due to the limited sample enrolment, for this analysis data for all countries were considered together. Data were analysed using SAS (Statistical Analysis Software V.9.4, SAS Institute) and R V.3.6.1.

Acceptability was evaluated by analysing responses to one open-ended question in the questionnaire, which explicitly asked health workers to comment on the quality of the questionnaire and provide practical suggestions on how to improve it. All comments were analysed in their national language by native speakers that are experts in healthcare and/or health research and project partners.

Findings of all steps above were used for the final questionnaire optimisation, following consensus agreement among all partners of the IMAGiNE project, which at this stage included a multidisciplinary group of 58 partners from 19 countries in the WHO European Region.

Before participating, consent was requested and all participants were informed about the objectives and methods of the study, including their rights in declining participation (a complete privacy policy was available for download). Anonymity was ensured by not collecting any information that could disclose participants' identity.

### Patient and public involvement statement

Health workers from several countries participated in the development, content and construct validation, assessment of face validity, internal consistency, intrarater reliability and acceptability of the questionnaire. Inputs received were used to optimise the questionnaire.

## RESULTS

### Phase 1: content, construct and face validity

As a result of the first step, the online English questionnaire was made available.

Second, 22 Quality Measures were generated for the COVID-19 preparedness and response section of the questionnaire.

The Delphi process with international experts prioritised 40 Quality Measures and defined a core set of 13 sociodemographic variables. It also optimised both the wording and the structure of the questionnaire, and added additional open-ended questions. The final questionnaire structure included six sections (online supplemental table 3). [Table 2](#) shows the list of 40 key Quality Measures by domain.

**Table 2** Quality measures of the IMAGiNE questionnaire for health workers

Provision of care*	Experience of care*	Availability of resources*	Organisational changes due to COVID-19 pandemic response
1.Availability of sufficient quantities of equipment and supplies for care of both healthy women/newborns	1.Adequate handover	1.Adequate continuity of care infrastructures for continuity of care of both healthy women/newborns	1.Existence of dedicated paths for patients with suspected/confirmed COVID-19
2.Availability of guidelines and protocols for case management of healthy women/newborns	2.Effective communication with users	2.Adequate infrastructure for essential care during emergencies	2.Regular distribution of HW personal protective equipment in sufficient number
3.Effective training on case management of both healthy women/newborns†‡	3.Availability of education materials for users	3.Availability of appropriate and functioning equipment and supplies during emergencies	3.Appropriate number of functioning and accessible hand hygiene stations
4.Effective in-service supportive supervision on case management of healthy women/newborns	4.Effective training on communication with women/families and counseling†	4.Existence of effective tutoring organised during emergencies	4.Availability of updated guidelines based on international recommendations
5.Availability of guidelines and protocols for emergencies	5.Labour companionship guaranteed	5.Sufficient staff number to ensure adequate care	5.Sufficient COVID-19 nasopharyngeal swabs
6.Effective training on case management of emergencies†§	6.Effective training in providing emotional support†	6.Clear definition of roles and responsibilities	6.Adequate information and training for HW on key procedures related to COVID19
7.Functional referral system for emergencies	7.Adequate infrastructures to ensure users' privacy	7.Existence of clinical data collection system	7.Closure of healthcare facilities or routine services reduction due to COVID-19 reorganisation changes
8.Existence of systems to routinely monitor quality of care	8.Availability of consent request material aids	8.Existence of protocols to guarantee privacy	8.Sufficient number of health workers for essential care
9.Weekly clinical meetings	9.Effective training on informed consent†	9.Existence of a quality of care improving dedicated team	9.Silencing (censorship) of staff to avoid reporting of inadequate practices
10.Existence of maternal and/or neonatal deaths audits	10.Effective training on pain relief practices†	10.Effective training covering rights of women/newborns†	10.Critical changes in the provision of care due to COVID 19 pandemic¶

\*Based on WHO standards.  
 †At least one training event in the last 3 years.  
 ‡Only for maternal area path: Partogram, fetal well-being, unnecessary caesarean section—only for neonatal area path: breastfeeding promotion, skin-to-skin, standards precautions.  
 §Only for maternal area path: postpartum haemorrhage, eclampsia, shoulder dystocia, pregnant woman cardiovascular arrest—only neonatal area path: newborn resuscitation.  
 ¶Increase medicalisation and/or limitations on companionship, labour movements, pain relief, rooming-in, breastfeeding, skin to skin in absence of clear medical indications.

In addition, a QMNC Index was developed. A predefined score (eg, 0-5-10 points) was attributed to each possible answer of each one of the 40 questions on Quality Measures of the IMAGiNE questionnaire for health workers. Higher scores indicating higher adherence to WHO Standards. The sum of all points in one specific domain could range from 0 to 100, while the total QMNC Index could range from 0 to 400 considering all domains (online supplemental table 4).

### Phase 2: translation and cultural adaptation

The IMAGiNE questionnaire for health workers was translated and back translated into the following 12 languages: (1) Bosnian, (2) Croatian, (3) French, (4) German, (5) Italian, (6) Norwegian, (7) Portuguese, (8) Romanian, (9) Russian, (10) Slovenian, (11) Spanish and (12) Swedish.

### Phase 3: internal consistency, intrarater reliability and acceptability in six countries

A total of 600 health workers participated in this phase; the sample included a heterogeneous group of

professionals with different ages, genders, professional roles and experience. More than half of health workers had more than 10 years of experience in maternal and neonatal health (54.3%) with midwives representing 48.5% of the total sample. Detailed characteristics are presented in table 3.

The Cronbach's alpha values were  $\geq 0.70$ , showing good internal consistency for all sections analysed. It is presented in online supplemental table 5.

Findings on intrarater reliability are reported in online supplemental table 6. Overall, 164 health workers answered the questionnaire twice (test-retest), thus resulting in a power of 0.97. All K values or Gwet's AC1 (in case of Kappa paradox) were equal or above the required value of 0.60, except for the question D5.1, that was edited to increase clarity.

Regarding acceptability, only 10 (1.7%) respondents suggested improvement to the questionnaire wording, with all languages of the questionnaire available for validation receiving only one comment each, except

**Table 3** Health workers' characteristics

Health workers	Total n (%) (N=600)	South Europe		Scandinavia		East Europe	
		Italy n (%) (N=190)	Portugal n (%) (N=89)	Norway n (%) (N=91)	Sweden n (%) (N=93)	Croatia n (%) (N=44)	Romania n (%) (N=93)
Age (range, years)							
20–29	58 (9.7)	25 (4.2)	9 (1.5)	10 (1.7)	2 (0.3)	6 (1.0)	6 (1.0)
30–39	181 (30.2)	60 (10.0)	26 (4.3)	27 (4.5)	36 (6.0)	9 (1.5)	23 (3.8)
40–49	158 (26.3)	59 (9.8)	11 (1.8)	24 (4.0)	20 (3.3)	12 (2.0)	32 (5.3)
50–59	123 (20.5)	34 (5.7)	8 (1.3)	16 (2.7)	24 (4.0)	8 (1.3)	26 (4.3)
60–69	31 (5.2)	4 (0.7)	7 (1.2)	8 (1.3)	7 (1.2)	1 (0.8)	4 (0.7)
≥70	2 (0.3)	0	0	2 (0.3)	0	0	0
Missing	47 (7.8)	8 (1.3)	21 (3.5)	4 (0.7)	4 (0.7)	8 (1.3)	2 (0.3)
Gender (self-described)							
Male	36 (6.0)	11 (1.8)	8 (1.3)	0	6 (1.0)	5 (0.8)	6 (1.0)
Female	511 (85.2)	166 (27.7)	60 (10.0)	87 (14.5)	83 (13.8)	31 (5.2)	84 (14.0)
Other	0	0	0	0	0	0	0
Nonbinary/genderfluid/agender	0	0	0	0	0	0	0
Preferred not to answer	6 (1.0)	5 (0.8)	0	0	0	0	1 (0.8)
Missing	47 (7.8)	8 (1.3)	21 (3.5)	4 (0.7)	4 (0.7)	8 (1.3)	2 (0.3)
Professional qualification							
General physician	8 (1.3)	4 (0.7)	1 (0.2)	0	0	0	3 (0.5)
Working in maternal care	3 (0.5)	1 (0.2)	0	0	0	0	2 (0.3)
Working in neonatal care	5 (0.8)	3 (0.5)	1 (0.2)	0	0	0	1 (0.2)
Midwife	291 (48.5)	100 (16.7)	15 (2.5)	88 (14.7)	57 (9.5)	19 (3.8)	12 (2.0)
Working in maternal care	244 (40.7)	86 (14.3)	13 (2.2)	83 (13.8)	39 (6.5)	11 (1.8)	12 (2.0)
Working in neonatal care	4 (0.7)	0	0	0	3 (0.5)	1 (0.2)	0
Working in both areas of care	40 (6.7)	14 (2.3)	2 (0.3)	4 (0.7)	13 (2.8)	7 (1.2)	0
Nurse	139 (23.2)	37 (6.2)	29 (4.8)	3 (0.5)	3 (0.5)	11 (1.8)	56 (9.3)
Working in maternal care	54 (9.0)	10 (1.7)	1 (0.2)	3 (0.5)	1 (0.2)	8 (1.3)	31 (5.2)
Working in neonatal care	85 (14.2)	27 (4.5)	28 (4.7)	0	2 (0.3)	3 (0.5)	25 (4.2)
Neonatology physician	60 (10.0)	15 (2.5)	30 (5.0)	0	2 (0.3)	2 (0.3)	11 (1.8)
Ob&gyn physician	72 (12.0)	34 (5.7)	9 (1.5)	0	11 (1.8)	10 (1.7)	8 (1.3)
Registrar/medical resident	28 (4.7)	0	4 (0.7)	0	19 (3.2)	2 (0.3)	3 (0.5)
Obstetrics and gynaecology	23 (3.8)	0	1 (0.2)	0	17 (2.8)	2 (0.3)	3 (0.5)
Neonatology	5 (0.8)	0	3 (0.5)	0	2 (0.3)	0	0
Years of work in MNH area							
<5 years	118 (19.7)	40 (6.7)	16 (2.7)	18 (3.0)	23 (3.8)	8 (1.3)	13 (2.2)
5–10 years	110 (18.3)	39 (6.5)	13 (2.2)	19 (3.2)	17 (2.8)	4 (0.7)	18 (3.0)
>10 years	326 (54.3)	104 (17.3)	39 (6.5)	50 (8.3)	49 (8.2)	24 (4.0)	60 (10.0)
Missing	46 (7.7)	7 (1.2)	21 (3.5)	4 (0.7)	4 (0.7)	8 (1.3)	2 (0.3)
Type of facility							
Public	575 (95.8)	175 (92.1)	87 (97.8)	91 (100)	93 (100)	44 (100)	85 (91.4)
Private	25 (4.2)	15 (7.9)	2 (2.2)	0 *	0 †	0	8 (8.6)

\*There are no private facilities in Norway.

†There is only one private facility in Sweden.

MNH, maternal and/or neonatal health; Ob&amp;gyn, obstetrics and gynaecology.

for Swedish (four comments) and Norwegian (three comments).

Online supplemental tables 7–13 present the final English version of IMAGiNE questionnaire for health workers in English, Italian, Portuguese, Norwegian, Swedish, Croatian and Romanian.

## DISCUSSION

Collecting the perspectives of health workers providing care to mothers and newborns during facility-based childbirth is essential for improving several aspects of the quality of care, in particular during challenging situations like the COVID-19 pandemic. This paper presents the results of the development and validation of a WHO Standards<sup>23</sup>-based online questionnaire on the QMNC in the WHO European Region, from the perspective of health workers. To our knowledge, no other similar online tool, explicitly based on the WHO Maternal and Newborn Quality of Care Standards,<sup>23</sup> has been developed for health workers. This questionnaire complements an existing WHO Standards<sup>23</sup>-based questionnaire dedicated to collect service users' (mothers') perspectives on the QMNC.<sup>34</sup> The availability of unified comprehensive approaches to measure QMNC as defined by the WHO Quality Measures, through validated tools, allows comparisons of data across settings and over time, allows triangulation with routinely collected official data and may support decision makers on designing and implementing future quality improvement initiatives that might improve health outcomes.

Findings suggest that the questionnaire has good content and construct validity, face validity, internal consistency, intrarater reliability and acceptability in several countries of the WHO European Region. These relevant psychometric properties of the tool allow its utilisation in similar settings. Even though the small sample size by country/language did not allow to perform the exploratory and confirmatory factor analysis, useful to evaluate the underlying structure among variables,<sup>73</sup> the cross-cultural careful planning and comprehensive methodological approaches<sup>74</sup> used for this study ensure the strength of the validation process. Further results will be reported separately in coming publications.

The process of developing this questionnaire was based on existing guidance<sup>32–37</sup> and had several strengths. The questionnaire was based on previous pilot studies.<sup>29–33 75</sup> The characteristics of the questionnaire were defined in advance, based on previous experience developing measurement tools.<sup>29–33 74</sup> Both international experts and health workers of different nationalities and with different backgrounds were involved in the development process at different phases, including the assessment of content and construct validity, face validity, internal consistency, intrarater reliability and acceptability.<sup>74</sup> Other questionnaires recently used for collecting multicountry health workers' perspectives during COVID-19 pandemic did not go through a similar

formal validation process.<sup>13 76 77</sup> As a lesson learnt from this experience, we acknowledge that the process of validation can be quite lengthy, and, and may not be the most rapid in a pandemic.

The number of Quality Measures collected by the tool (40 Quality Measures) may be seen as a limitation; however, this questionnaire should be seen as complementary to an already existing tool investigating maternal perspectives on the QMNC, also including 40 WHO Standards-based Quality Measures.<sup>30</sup> When developing questionnaires, consideration has to be given to the length of the tool, not to decrease acceptability and to assure feasibility.<sup>35 41–43</sup> During the COVID19-pandemic, health workers have seen an increase in their workload and an increase in requests to participate in many different surveys, thus critical attention should be given to avoid lengthy surveys, which may result in a low response rate.

Another potential limitation of the questionnaire is that it only collects data on the QMNC from the health worker's perspectives. Health workers may not fully be aware of their institutions' policies and/or personal attitudes might have influenced answers. However, the fact that only health workers directly involved in maternal or neonatal care for at least 1 year should participate in the validation process should have minimised this risk. Thus, we suggest to collect data from health professionals with a minimum experience of 1 year of clinical work.

In projects aiming at changing behaviours and improving quality of care, gathering information about opinions and view of key actors is essential.<sup>78 79</sup> Opinions of both service users and service providers should not be dismissed. To get a fuller picture, data should ideally be collected, if feasible, from multiple data sources, including service users, service providers, from official data sources and from direct observation.<sup>31 75 78 79</sup>

The QMNC index is intended as a complementary (not substitutive) way to quantitatively measure QMNC in a synthetic format and should always be interpreted looking at detailed results of the whole list of Quality Measures collected. Responsiveness and other properties of the QMNC index shall be further evaluated and published in future studies.

Both the maternal and the health workers' questionnaires will be used among partners of the IMAGiNE study networks, and research findings from individual countries or specific subgroup analysis (eg, data health professionals in the maternal area) will be reported in future publications. With this multicountry survey we have the possibility to explore a variety of local practices during the different phases of the COVID-19 pandemic, and to identify relevant influencing factors on the quality of care provided around childbirth (ie, healthcare policies, etc). This data may allow for domains relevant to QMNC over time and across countries comparison.

The ultimate objective of the tool described in this paper is to help stakeholders, department directors and policy-makers understand at a glance what works well and what needs to be changed or improved in the



health facilities where women give birth, and babies are born, to ensure the QMNC. Future research shall further explore how better use the findings from this questionnaire across different settings and which can be the most effective strategies for translating quality of care evidence into policies in the best interest of mothers, newborns and health workers.

## CONCLUSIONS

Findings suggest that the online health workers' IMAGiNE questionnaire, based on WHO Standards, has good content, construct validity, face validity, internal consistency, intrarater reliability and acceptability in several countries of the WHO European Region. Further research may explore in depth the use of this questionnaire in other countries, documenting the responsiveness of the QMNC index, and test approaches for translating data generated into quality improvement policies across settings.

### Author affiliations

<sup>1</sup>WHO Collaborating Centre for Maternal and Child Health, Institute for Maternal and Child Health - IRCCS "Burlo Garofolo", Trieste, Italy

<sup>2</sup>Medical School and Midwifery School, Genoa University, Genoa, Italy

<sup>3</sup>University of Medicine and Pharmacy Carol Davila, Bucharest, Romania

<sup>4</sup>SAMAS Association, Bucharest, Romania

<sup>5</sup>National Institute for Mother and Child Health "Alessandrescu - Rusescu", Bucharest, Romania

<sup>6</sup>Institute of Health and Care Sciences, Sahlgrenska Academy, University of Gothenburg, Gothenburg, Sweden

<sup>7</sup>Region Västra Götaland, Department of Obstetrics and Gynecology, Sahlgrenska University Hospital, Gothenburg, Sweden

<sup>8</sup>Department of Obstetrics and Gynecology - Institution of Clinical Sciences Lund, Lund University, Lund and Skåne University Hospital, Malmö, Sweden

<sup>9</sup>Department of Health and Caring Sciences, Western Norway University of Applied Sciences, Bergen, Norway

<sup>10</sup>Department of Health and Care Sciences, Faculty of Health Sciences, UiT The Arctic University of Norway, Tromsø, Norway

<sup>11</sup>EPIUnit - Institute of Public Health, University of Porto, Porto, Portugal

<sup>12</sup>Laboratory for Integrative and Translational Research in Population Health (ITR), Porto, Portugal

<sup>13</sup>Human-Environment Interaction Lab, Universidade Lusófona, Porto, Portugal

<sup>14</sup>Regional Health Administration of the Algarve, IP (ARS - Algarve), Albufeira, Portugal

<sup>15</sup>Roda – Parents in Action, Zagreb, Croatia

<sup>16</sup>Faculty of Health Studies, University of Rijeka, Rijeka, Croatia

<sup>17</sup>Department of International Health, Johns Hopkins University, Baltimore, Maryland, USA

<sup>18</sup>Department of Maternal, Newborn, Child and Adolescent Health and Ageing, World Health Organization, Geneva, Switzerland

**Correction notice** The article has been corrected since it was published online. The co-author Marina Otelea's surname was incorrectly published as Otalea; this has been amended.

**Twitter** Karolina Linden @Linden\_Ka and Daniela Drandić @DanielaDrandic

**Acknowledgements** We gratefully acknowledge all health workers from all countries who have answered the invitation to contribute to all phases of the validation process. Norway: Tone Engen, Department of health and caring sciences, Western Norway University of Applied Sciences for back translation of Norwegian questionnaire.

**Collaborators** IMAGiNE EURO Study Group: Bosnia-Herzegovina: Amira Čerimagic (NGO Baby Steps, Sarajevo, Bosnia-Herzegovina). France: Rozée Virginie, Elise de La Rochebrochard, (Sexual and Reproductive Health and Rights Research

Unit, Institut National d'Études Démographiques [INED], Paris, France), Kristina Löfgren (Baby-friendly Hospital Initiative [IHAB], France). Germany: Céline Miani, Stephanie Batram-Zantvoort, Lisa Wandschneider (Department of Epidemiology and International Public Health, School of Public Health, Bielefeld University, Bielefeld, Germany). Italy: Giuseppa Verardi, Beatrice Zanin (Institute for Maternal and Child Health IRCCS Burlo Garofolo, Trieste, Italy). Israel: Ilana Chertok, (Ohio University, School of Nursing, Athens, Ohio, USA), (Ruppin Academic Center, Department of Nursing, Emek Hefer, Israel), Rada Artzi-Medvedik (Department of Nursing, The Recanati School for Community Health Professions, Faculty of Health Sciences at Ben-Gurion University [BGU] of the Negev, Israel). Latvia: Elizabete Pumpure, Dace Rezeberga, Agnija Vaska (Riga Stradins University Department of Obstetrics and Gynaecology, Riga, Latvia), Dārta Jakovicka, Paula Rudzīte (Riga Stradins University Faculty of Medicine, Riga, Latvia), Elīna Ērmāne, Katrīna Paula Vilcāne (Riga Stradins University, Riga, Latvia). Luxembourg: Maryse Arendt (Berufsvorstand vun de Laktatiounsberoderinnen zu Lëtzebuerg asbl [Professional association of the Lactation Consultants in Luxembourg], Luxembourg, Luxembourg), Barbara Tasch (Berufsvorstand vun de Laktatiounsberoderinnen zu Lëtzebuerg asbl [Professional association of the Lactation Consultants in Luxembourg], Luxembourg, Luxembourg), (Neonatal intensive care unit, KannerKlinik, Centre Hospitalier de Luxembourg, Luxembourg, Luxembourg). Poland: Barbara Baranowska, Urszula Tataj-Puzyna, Maria Węgrzynowska (Department of Midwifery, Centre of Postgraduate Medical Education, Warsaw, Poland). Portugal: Catarina Barata (Instituto de Ciências Sociais, Universidade de Lisboa, Lisboa, Portugal), Teresa Santos (Universidade Europeia, Lisboa, Portugal), (Centro de Investigação Interdisciplinar em Saúde [CIIS] da Universidade Católica Portuguesa, Lisbon, Portugal). Russia: Ekaterina Yarotskaya (Department of International Cooperation National Medical Research Center for Obs., Gyn. & Perinatology, Moscow, Russia). Serbia: Jelena Radetić, Jovana Ružičić (Centar za mame, Belgrade, Serbia). Slovenia: Zalka Drglin, Barbara Mihevc Ponikvar, Anja Bohinec (National Institute of Public Health, Ljubljana, Slovenia). Spain: Serena Brigidi (Department of Anthropology, Philosophy and Social Work. Medical Anthropology Research Center [MARC]. Rovira i Virgili University [URV], Tarragona, Spain), Lara Martín Castañeda (Institut Català de la Salut, Generalitat de Catalunya, Spain), Ana Canales Viver (Institut Català d'Antropologia [ICA], Barcelona, Spain). Sweden: Verena Sengpiel (Region Västra Götaland, Department of Obstetrics and Gynecology, Sahlgrenska University Hospital, Gothenburg, Sweden). Switzerland: Claire De Labrusse, Alessia Aberhalden, Anouck Pfund, Harriet Thorn (School of Health Sciences [HESAV], HES-SO University of Applied Sciences and Arts Western Switzerland, Lausanne, Switzerland).

**Contributors** ML conceived the study, with major inputs from EPV and BC. EPV, BC, IM, SM, MO, IN, MN, HE, KL, MZ, ESV, SK, IN, RC, CR, HD, DD, MK, ES, MM, OL and ML contributed to the tool validation. IM analysed data, with major inputs from EPV, BC and ML. EPV and ML wrote the first draft, which major inputs from BC, IM, SM, MO, IN, MN, HE, KL, MZ, ESV, SK, IN, RC, CR, HD, DD, MK, ES, MM and OL. EPV and ML are guarantors for this study. All authors approved the final version of the manuscript for submission.

**Funding** This study was funded by the Institute for Maternal and Child Health IRCCS Burlo Garofolo, Trieste, Italy (number N/A).

**Disclaimer** The authors alone are responsible for the views expressed in this article and they do not necessarily represent the views, decisions, or policies of the institutions with which they are affiliated.

**Competing interests** None declared.

**Patient and public involvement** Patients and/or the public were involved in the design, or conduct, or reporting, or dissemination plans of this research. Refer to the Methods section for further details.

**Patient consent for publication** Consent obtained directly from patient(s)

**Ethics approval** Ethical approval was obtained from the Institutional Review Board of the coordinating centre, the IRCCS Burlo Garofolo Italy (IRB-BURLO protocol number: 617/2016 and 05/2020) and from Ethical committees from Portugal (Instituto de Saúde Pública da Universidade do Porto, CE 20159, and Centro Hospitalar Universitário do Algarve, UAIF 101/2021) and Norway (Norwegian Regional Committee for Medical Research Ethics, ref n. 2020/213047). As no personal information was collected, no further ethical approval from the Croatian, Swedish, and Romanian ethics review authority was required beyond the approval of the ethical committee of the coordinating centre.

**Provenance and peer review** Not commissioned; externally peer reviewed.

**Data availability statement** Data are available on reasonable request. All data relevant to the study are included in the article or uploaded as online supplemental

information. All relevant data are provided in the paper. Additional details can be provided by contacting the corresponding author with a reasonable request.

**Supplemental material** This content has been supplied by the author(s). It has not been vetted by BMJ Publishing Group Limited (BMJ) and may not have been peer-reviewed. Any opinions or recommendations discussed are solely those of the author(s) and are not endorsed by BMJ. BMJ disclaims all liability and responsibility arising from any reliance placed on the content. Where the content includes any translated material, BMJ does not warrant the accuracy and reliability of the translations (including but not limited to local regulations, clinical guidelines, terminology, drug names and drug dosages), and is not responsible for any error and/or omissions arising from translation and adaptation or otherwise.

**Open access** This is an open access article distributed in accordance with the Creative Commons Attribution Non Commercial (CC BY-NC 4.0) license, which permits others to distribute, remix, adapt, build upon this work non-commercially, and license their derivative works on different terms, provided the original work is properly cited, appropriate credit is given, any changes made indicated, and the use is non-commercial. See: <http://creativecommons.org/licenses/by-nc/4.0/>.

#### ORCID iDs

Emanuelle Pessa Valente <http://orcid.org/0000-0002-4741-4628>

Ilaria Mariani <http://orcid.org/0000-0001-8260-4788>

Marina Otelea <http://orcid.org/0000-0002-0829-0562>

Helen Elden <http://orcid.org/0000-0003-0000-0476>

Karolina Linden <http://orcid.org/0000-0002-2792-3142>

Carina Rodrigues <http://orcid.org/0000-0003-1720-2808>

Marzia Lazzarini <http://orcid.org/0000-0001-8608-2198>

#### REFERENCES

- World Health Organization. Every woman every child. Global strategy for women's, children's and adolescents health 2016–2030, 2016. Available: <http://www.who.int/life-course/partners/global-strategy/global-strategy-2016-2030/en/> [Accessed 14 Apr 2021].
- United Nations. The Global Strategy for Women's, Children's and Adolescents' Health (2016–2030). Every Woman Every Child, 2015. Available: <https://www.who.int/life-course/partners/global-strategy/globalstrategyreport2016-2030-lowres.pdf> [Accessed 14 Apr 2021].
- The White Ribbon Alliance. Respectful maternity care charter: universal rights of women and newborns, 2021. Available: <https://www.whiteribbonalliance.org/rmcresources/> [Accessed 14 Apr 2021].
- Graham WJ, Varghese B. Quality, quality, quality: gaps in the continuum of care. *Lancet* 2012;379:e5–6.
- Bohren MA, Vogel JP, Hunter EC, *et al*. The mistreatment of women during childbirth in health facilities globally: a mixed-methods systematic review. *PLoS Med* 2015;12:e1001847.
- Euro-Peristat Project. European perinatal health report. core indicators of the health and care of pregnant women and babies in Europe in 2015, 2015. Available: [https://www.europeristat.com/images/EPHR2015\\_web\\_hyperlinked\\_Euro-Peristat.pdf](https://www.europeristat.com/images/EPHR2015_web_hyperlinked_Euro-Peristat.pdf) [Accessed 14 Apr 2021].
- Prochaska E. Human rights in maternity care. *Midwifery* 2015;31:1015–6.
- Shaw D, Guise J-M, Shah N, *et al*. Drivers of maternity care in high-income countries: can health systems support woman-centred care? *Lancet* 2016;388:2282–95.
- Koblinsky M, Moyer CA, Calvert C, *et al*. Quality maternity care for every woman, everywhere: a call to action. *Lancet* 2016;388:2307–20.
- World Health Organization. Health inequity and the effects of COVID-19: assessing, responding to and mitigating the socioeconomic impact on health to build a better future, 2020. Available: <https://apps.who.int/iris/handle/10665/338199>
- OECD/European Union. Health at a glance: Europe 2020: state of health in the EU cycle, 2020. Available: <https://doi.org/10.1787/82129230-en>. [Accessed 27 Apr 2021].
- World Health Organisation. Operational guidance for maintaining essential health services during an outbreak, 2020. Available: [https://apps.who.int/iris/bitstream/handle/10665/331561/WHO-2019-nCoV-essential\\_health\\_services-2020.1-eng.pdf?sequence=1&isAllowed=y](https://apps.who.int/iris/bitstream/handle/10665/331561/WHO-2019-nCoV-essential_health_services-2020.1-eng.pdf?sequence=1&isAllowed=y) [Accessed 27 Apr 2021].
- Semaan A, Audet C, Huysmans E, *et al*. Voices from the frontline: findings from a thematic analysis of a rapid online global survey of maternal and newborn health professionals facing the COVID-19 pandemic. *BMJ Glob Health* 2020;5:e002967.
- Wallace JE, Lemaire JB, Ghali WA. Physician wellness: a missing quality indicator. *Lancet* 2009;374:21.
- Mira JJ, Carrillo I, Guilabert M, *et al*. Acute stress of the healthcare workforce during the COVID-19 pandemic evolution: a cross-sectional study in Spain. *BMJ Open* 2020;10:e042555.
- Chmielewska B, Barratt I, Townsend R, *et al*. Effects of the COVID-19 pandemic on maternal and perinatal outcomes: a systematic review and meta-analysis. *Lancet Glob Health* 2021;9:e759–72.
- Gajbhiye RK, Sawant MS, Kuppasamy P, *et al*. Differential impact of COVID-19 in pregnant women from high-income countries and low-to middle-income countries: a systematic review and meta-analysis. *Int J Gynaecol Obstet* 2021;155:48–56.
- Villar J, Ariff S, Gunier RB, *et al*. Maternal and neonatal morbidity and mortality among pregnant women with and without COVID-19 infection: the INTERCOVID multinational cohort study. *JAMA Pediatr* 2021;175:817–26.
- Bozorgmehr K, Saint V, Kaasch A, *et al*. COVID and the convergence of three crises in Europe. *Lancet Public Health* 2020;5:e247–8.
- Anderson M, Mckee M, Mossialos E. Covid-19 exposes weaknesses in European response to outbreaks. *BMJ* 2020;368:m1075.
- Nanda M, Sharma R, Aashima SR. COVID-19: a comprehensive review of epidemiology and public health system response in Nordic region. *Int J Health Serv* 2021;51:287–99.
- Tunçalp Ö, Were WM, MacLennan C, *et al*. Quality of care for pregnant women and newborns—the who vision. *BJOG* 2015;122:1045–9.
- World Health Organization. Standards for improving quality of maternal and newborn care in health facilities, 2016. Available: [https://www.who.int/maternal\\_child\\_adolescent/documents/improving-maternal-newborn-care-quality/en/](https://www.who.int/maternal_child_adolescent/documents/improving-maternal-newborn-care-quality/en/) [Accessed 14 Apr 2021].
- World Health Organization. Improving health worker performance: in search of promising practices. Evidence and information for policy, department of human resources for health, 2006. Available: [https://www.who.int/hrh/resources/improving\\_hw\\_performance.pdf](https://www.who.int/hrh/resources/improving_hw_performance.pdf) [Accessed 12 Jul 2021].
- World Health Organization. Health 2020. A European policy framework and strategy for the 21st century, 2013. Available: <http://www.euro.who.int/en/publications/policy-documents/health-2020.-a-europeanpolicy-framework-and-strategy-for-the-21st-century-2013> [Accessed 27 Apr 2021].
- World Health Organization. Global strategy on human resources for health: workforce 2030, 2016. Available: [https://www.who.int/hrh/resources/global\\_strategy\\_workforce2030\\_14\\_print.pdf?ua=1](https://www.who.int/hrh/resources/global_strategy_workforce2030_14_print.pdf?ua=1) [Accessed 27 Apr 2021].
- Kruk ME, Myers M, Varpilah ST, *et al*. What is a resilient health system? lessons from Ebola. *The Lancet* 2015;385:1910–2.
- Mannava P, Durrant K, Fisher J, *et al*. Attitudes and behaviours of maternal health care providers in interactions with clients: a systematic review. *Global Health* 2015;11:36.
- Lazzarini M, Valente EP, Covi B, *et al*. Use of who standards to improve quality of maternal and newborn hospital care: a study collecting both mothers' and staff perspective in a tertiary care hospital in Italy. *BMJ Open Qual* 2019;8:e000525.
- Lazzarini M, Argentini G, Mariani I, *et al*. WHO standards-based tool to measure women's views on the quality of care around the time of childbirth at facility level in the WHO European region: development and validation in Italy. *BMJ Open* 2022;12:e048195.
- Lazzarini M, Mariani I, de MeloELima TR. WHO standards-based tools to measure service providers' and service users' views on the quality of hospital child care: development and validation in Italy. *BMJ Open* 2021:e052115.
- Lazzarini M, Mariani I, Semenzato C, *et al*. Association between maternal satisfaction and other indicators of quality of care at childbirth: a cross-sectional study based on the who standards. *BMJ Open* 2020;10:e037063.
- Lazzarini M, Semenzato C, Kaur J, *et al*. Women's suggestions on how to improve the quality of maternal and newborn hospital care: a qualitative study in Italy using the who standards as framework for the analysis. *BMC Pregnancy Childbirth* 2020;20:200.
- Lazzarini M, Covi B, Mariani I, *et al*. Quality of facility-based maternal and newborn care around the time of childbirth during the COVID-19 pandemic: online survey investigating maternal perspectives in 12 countries of the who European region. *Lancet Reg Health Eur* 2022;13:100268.
- Streiner DL, Norman GR, Cairney J. *Health measurement scales: a practical guide to their development and use*. 5 edn. Oxford University Press, 2014.
- Terwee CB, Bot SDM, de Boer MR, *et al*. Quality criteria were proposed for measurement properties of health status questionnaires. *J Clin Epidemiol* 2007;60:34–42.

- 37 Tsang S, Royse CF, Terkawi AS. Guidelines for developing, translating, and validating a questionnaire in perioperative and pain medicine. *Saudi J Anaesth* 2017;11:S80–9.
- 38 Taherdoost H. Validity and reliability of the research instrument; how to test the validation of a Questionnaire/Survey in a research. *SSRN Electronic Journal* 2016;19:28–36.
- 39 Sawyer A, Ayers S, Abbott J, *et al.* Measures of satisfaction with care during labour and birth: a comparative review. *BMC Pregnancy Childbirth* 2013;13:108.
- 40 Wild D, Grove A, Martin M, *et al.* Principles of good practice for the translation and cultural adaptation process for patient-reported outcomes (pro) measures: report of the ISPOR Task force for translation and cultural adaptation. *Value Health* 2005;8:94–104.
- 41 Braithwaite D, Emery J, De Lusignan S, *et al.* Using the Internet to conduct surveys of health professionals: a valid alternative? *Fam Pract* 2003;20:5.
- 42 Lusk C, Delclos GL, Burau K, *et al.* Mail versus Internet surveys: determinants of method of response preferences among health professionals. *Eval Health Prof* 2007;30:186–201.
- 43 Audibert C, Glass D, Johnson TP. *Method and transparency of online physician surveys: an overview. survey methods: insights from the field*, 2020.
- 44 World Health organization. Considerations for public health and social measures in the workplace in the context of COVID-19, 2020. Available: <https://www.who.int/publications-detail/considerations-for-public-health-and-social-measures-in-the-workplace-in-the-context-of-covid-19>
- 45 WHO. Clinical management of severe acute respiratory infection (SARI) when COVID-19 disease is suspected. interim guidance, 2020. Available: [https://www.who.int/publications-detail/clinical-management-of-severe-acute-respiratory-infection-when-novel-coronavirus-\(ncov\)-infection-is-suspected](https://www.who.int/publications-detail/clinical-management-of-severe-acute-respiratory-infection-when-novel-coronavirus-(ncov)-infection-is-suspected)
- 46 World Health organization. Addressing human rights as key to the COVID-19 response, 2020. Available: <https://www.who.int/publications/item/addressing-human-rights-as-key-to-the-covid-19-response> [Accessed 28 Apr 2021].
- 47 World Health organization. Gender and COVID-19: advocacy brief, 14 May 2020, 2020. Available: <https://apps.who.int/iris/handle/10665/332080>
- 48 World Health organization. Pregnancy, childbirth, breastfeeding and COVID-19, 2020. Available: <https://www.who.int/reproductivehealth/publications/emergencies/COVID-19-pregnancy-ipc-breastfeeding-infographics/en/> [Accessed 16 Apr 2020].
- 49 World Health organization. Q&A on COVID-19, pregnancy, childbirth and breastfeeding. Available: <https://www.who.int/news-room/q-a-detail/q-a-on-covid-19-pregnancy-childbirth-and-breastfeeding> [Accessed 16 Apr 2020].
- 50 World Health organization. Frequently asked questions: breastfeeding and COVID-19 for health care workers. Available: [https://www.who.int/docs/default-source/maternal-health/faqs-breastfeeding-and-covid-19.pdf?sfvrsn=d839e6c0\\_1](https://www.who.int/docs/default-source/maternal-health/faqs-breastfeeding-and-covid-19.pdf?sfvrsn=d839e6c0_1) [Accessed 29 Apr 2020].
- 51 World Health organization. Maintaining essential health services: operational guidance for the COVID-19 context. Interim guidance, 2020. Available: <https://apps.who.int/iris/handle/10665/332240>
- 52 International Confederation of midwives protecting midwives to sustain care for women, newborns, and their families in the COVID-19 pandemic. joint statement, 2020. Available: <http://www.internationalmidwives.org/assets/files/news-files/2020/05/call-to-action-5eb0b4ee47deb.pdf>
- 53 International Confederation of Midwives. The Hague; 2020. Women's rights in childbirth must be upheld during the coronavirus epidemic. Available: [http://www.internationalmidwives.org/assets/files/news-files/2020/03/icm-statement\\_upholding-womens-rights-during-covid19-5e83ae2ebfe59.pdf](http://www.internationalmidwives.org/assets/files/news-files/2020/03/icm-statement_upholding-womens-rights-during-covid19-5e83ae2ebfe59.pdf)
- 54 International Confederation of Midwives. Protecting midwives to sustain care for women, newborns and their families in the COVID-19 pandemic. global call to action, 2020. Available: <https://www.internationalmidwives.org/assets/files/news-files/2020/05/call-to-action-5eb0b4ee47deb.pdf>
- 55 NSW Health. COVID-19: information for women accessing maternity services. Available: <https://nswlhd.health.nsw.gov.au/kids-families-health-services/pregnancy-birth-newborn-services/covid-19-information-for-women-accessing-maternity-services/> [Accessed 16 Apr 2020].
- 56 Istituto Superiore di Sanità. Epicentro. COVID-19 in gravidanza, parto e allattamento. Available: <https://www.epicentro.iss.it/coronavirus/sars-cov-2-gravidanza-parto-allattamento> [Accessed 28 Apr 2020].
- 57 SIN. ALLATTAMENTO e INFEZIONE da SARS-CoV-2 (Coronavirus Disease 2019 - COVID-19). Indicazioni ad interim della Societ Italiana di Neonatologia (SIN) Versione 2. 22 marzo, 2020. Available: <https://sip.it/2020/05/14/allattamento-e-gestione-del-neonato-in-corso-di-pandemia-da-sars-cov-2-indicazioni-ad-interim-della-societa-italiana-di-neonatologia-sin/> [Accessed 03 Apr 2020].
- 58 Giusti A, Zambri F, Marchetti F, *et al.* Indicazioni ad interim per gravidanza, parto, allattamento e cura dei piccolissimi di 0-2 anni in risposta all'emergenza COVID-19. Versione 31 maggio 2020. Roma: Istituto Superiore di Sanit, 2020 (Rapporto ISS COVID-19 n. 45/2020).
- 59 Poon LC, Yang H, Kapur A, *et al.* Global interim guidance on coronavirus disease 2019 (COVID-19) during pregnancy and puerperium from FIGO and allied partners: information for healthcare professionals. *Int J Gynaecol Obstet* 2020;149:273–286.
- 60 Royal College of Obstetricians and Gynaecologists, The Royal College of Midwives UK, Royal College of Paediatrics and Child Health, Royal College of Anaesthetists & Obstetric Anaesthetists' Association. Coronavirus (COVID-19) infection in pregnancy information for healthcare professionals version 9, 2020. Available: <https://www.rcog.org.uk/guidance/coronavirus-covid-19-pregnancy-and-women-s-health/coronavirus-covid-19-infection-in-pregnancy/>
- 61 Birthrights. Human rights charity calls for protection of UK women in childbirth during national emergency. statement, 2020. Available: <https://www.birthrights.org.uk/wp-content/uploads/2020/03/Final-Covid-19-Birthrights-31.3.20.pdf>
- 62 Vivilaki VG, Asimaki E. Respectful midwifery care during the COVID-19 pandemic. *Eur J Midwifery* 2020;4:8.
- 63 Lazzerini M, Barbi E, Apicella A, *et al.* Delayed access or provision of care in Italy resulting from fear of COVID-19. *Lancet Child Adolesc Health* 2020;4:e10–11.
- 64 Legido-Quigley H, Mateos-García JT, Campos VR, *et al.* The resilience of the Spanish health system against the COVID-19 pandemic. *Lancet Public Health* 2020;5:e251–2.
- 65 Afulani PA, Phillips B, Aborigo RA, *et al.* Person-Centred maternity care in low-income and middle-income countries: analysis of data from Kenya, Ghana, and India. *Lancet Glob Health* 2019;7:e96–109.
- 66 Vedam S, Stoll K, Rubashkin N, *et al.* The mothers on respect (MOR) index: measuring quality, safety, and human rights in childbirth. *SSM Popul Health* 2017;3:201–10.
- 67 Vedam S, Stoll K, Martin K, *et al.* The mother's autonomy in decision making (MADM) scale: Patient-led development and psychometric testing of a new instrument to evaluate experience of maternity care. *PLoS One* 2017;12:e0171804.
- 68 Tavakol M, Dennick R. Making sense of Cronbach's alpha. *Int J Med Educ* 2011;2:53–5.
- 69 Cohen J. A coefficient of agreement for nominal scales. *Educ Psychol Meas* 1960;20:37–46.
- 70 Zec S, Soriani N, Comoretto R, *et al.* High agreement and high prevalence: the paradox of Cohen's kappa. *Open Nurs J* 2017;11:211–8.
- 71 Feinstein AR, Cicchetti DV. High agreement but low kappa: I. The problems of two paradoxes. *J Clin Epidemiol* 1990;43:543–9.
- 72 Landis JR, Koch GG. The measurement of observer agreement for categorical data. *Biometrics* 1977;33:159–74.
- 73 Kyriazios TA. Applied Psychometrics: sample size and sample power considerations in factor analysis (EFA, CFA) and SEM in general. *Psychology* 2018;09:2207–30.
- 74 Sousa VD, Rojjanasirrat W. Translation, adaptation and validation of instruments or scales for use in cross-cultural health care research: a clear and user-friendly guideline. *J Eval Clin Pract* 2011;17:268–74.
- 75 World Health organization. Hospital care for mothers and newborn babies quality assessment and improvement tool, 2014. Available: <https://www.euro.who.int/en/health-topics/Life-stages/maternal-and-newborn-health/publications/2014/hospital-care-for-mothers-and-newborn-babies-quality-assessment-and-improvement-tool> [Accessed 15 Jul 2021].
- 76 Abdelrahman H, Atteya S, Ihab M, *et al.* Dental practice closure during the first wave of COVID-19 and associated professional, practice and structural determinants: a multi-country survey. *BMC Oral Health* 2021;21:243.
- 77 Delgado D, Wyss Quintana F, Perez G, *et al.* Personal safety during the COVID-19 pandemic: realities and perspectives of healthcare workers in Latin America. *Int J Environ Res Public Health* 2020;17:2798.
- 78 Akachi Y, Kruk ME. Quality of care: measuring a neglected driver of improved health. *Bull World Health Organ* 2017;95:465–72.
- 79 Bombard Y, Baker GR, Orlando E, *et al.* Engaging patients to improve quality of care: a systematic review. *Implementation Sci* 2018;13:98.